

USER GUIDE

1

THE APP



Download the Bio-Synergy app to sign in/register.

2

TELL US ABOUT YOURSELF



Enter the information requested in order to create an account.

3

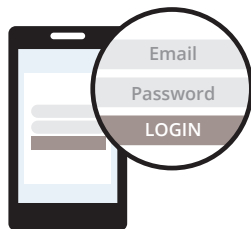
ACTIVATE YOUR ACCOUNT



Check your email inbox or spam folder. Activate your account by clicking the link in the email.

4

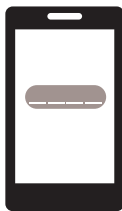
LOG IN



Log in to the app using your email address and password.

5

ADDITIONAL SECURITY



Enter the 4 digit code we send you via text message.

6

ENTER YOUR KIT ID



Scan the barcode on the side of the tube using the barcode scanner or enter the code manually.




Before sending off your sample remember to register your kit or your sample will NOT be processed.



P.T.O

7


NOTIFICATION



You will be notified when your results are ready. Next, we will need you to provide a saliva sample

8

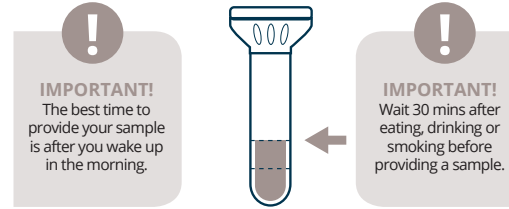
PREPARE THE TUBE



Unscrew the lid and screw on funnel. The preservative liquid is already in the tube.

9

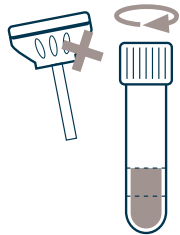
PROVIDE A SAMPLE



Fill up with saliva, up to the **4ml** line. Your saliva will mix with the preservative fluid.

10

ALMOST DONE



Detach funnel and screw on cap securely.

11


LAST STEP



Send your sample back to us using the small pre-paid envelope provided.

12

ALL DONE



We will notify you when we receive your sample.

UNLOCK YOUR
POTENTIAL



Before sending off your sample remember to register your kit or your sample will NOT be processed.